

Social Guide

A trip to the National Gallery of Ireland

Introduction

We are going on a trip to the National Gallery of Ireland.

In this story, we'll learn about how to enter the Gallery, meet some of the people who work there, and find out about what we can see and do during our visit.

The National Gallery of Ireland has two entrances



This is the entrance to the Gallery on Merrion Square.



This is the entrance to the Gallery on Clare Street.

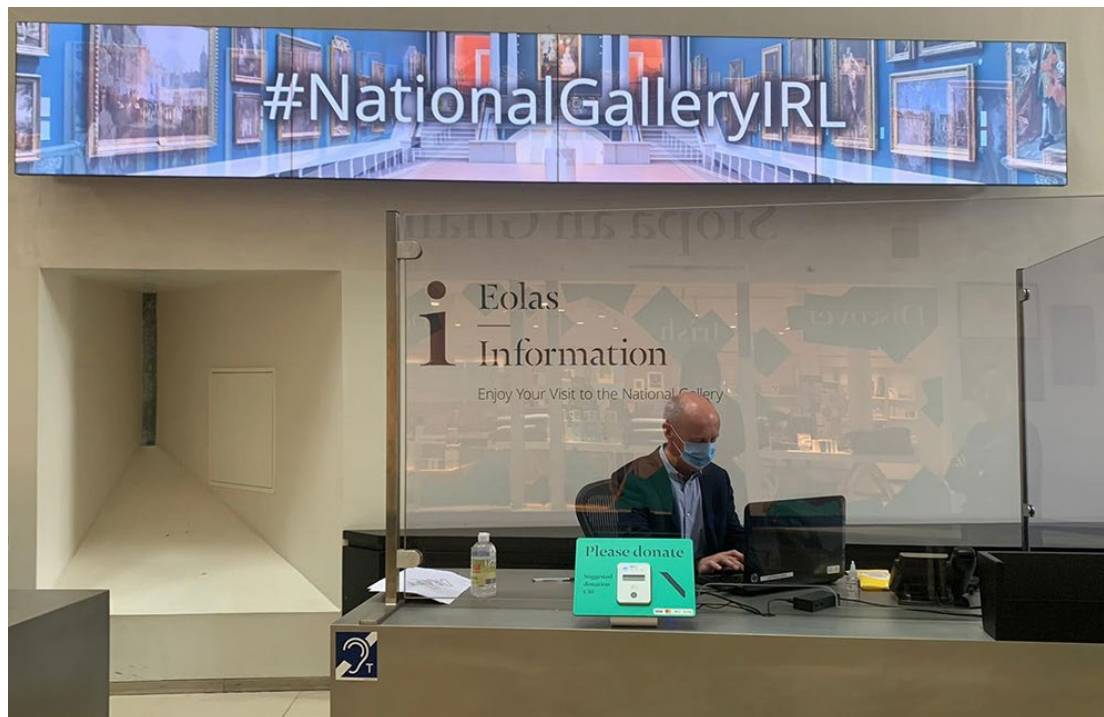


This is inside the entrance to the Gallery on Clare Street.



This is inside the Merrion Square entrance. There is a rotating door and a side door.

The information desk



When you enter the doors of the National Gallery of Ireland, you will see an information desk. It might be crowded and noisy and might have a variety of smells. Sometimes you will have to wait a while before speaking to a Gallery staff member.

The cloakroom

The cloakroom is closed at the moment, so it is best to leave our large bags at home and we will carry our coats when we are in the Gallery.

Gallery staff



There are friendly and welcoming people in the Gallery who can help us. The Gallery staff and volunteers at the information desk are there to help with your visit. They will welcome you to the Gallery, and can give you directions and information about the exhibitions and art that is on display.




When we have questions, we can ask staff at the information desk, or a tour guide or a room attendant. If we get lost and cannot find our family or friends, we should ask a room attendant for help. They wear name badges which hang around their necks on navy lanyards.

Getting around the Gallery

The Gallery is a very big space.

We can find our way around by using the Gallery map and following the signs to different parts of the building and to the toilets.



We can use the lifts or stairs to move between the different floors of the building.



There is a café for snacks or lunch, and a Gallery Shop.




The Gallery spaces

When we go into the galleries, where the paintings are hanging, there are a few important things to remember.

We will walk slowly and not run in case we fall and hurt ourselves.

We will not touch the artworks because they are very old and they are easy to damage.



We will speak quietly because we don't want to disturb other visitors who want to enjoy looking at the paintings.

The Creative Space

We can visit the Creative Space in the Atrium, located on level 1, to take a break and to create an artwork.



The Atrium is a bright, airy and open space. Sometimes, there are other people there making art too.

We might meet a Creative Space volunteer who will welcome us to the space and help us with our art.

Leaving the Gallery



We can exit the Gallery through the Clare Street and Merrion Square doors. Sometimes, large school groups use these doors so it can get crowded.

The Gallery closes at 5.30pm every day, except for Thursday when it closes at 8.30pm. At 5.15pm there is an announcement played through a loudspeaker, telling visitors that the galleries will be closing soon.

Need more information?

For more information on our access programmes [visit the National Gallery of Ireland website](https://www.ngi.ie/en/visiting-the-gallery/visiting-the-gallery)

Or, send an email to accessibility@ngi.ie or education@ngi.ie