

Resources for post-primary schools

A guide for teachers

GAILEARAÍ
NÁISIÚNTA^{na}
hÉIREANN



NATIONAL
GALLERY^{of}
IRELAND

Overview

At the National Gallery of Ireland we have many brilliant resources that you can use in the classroom. You can find them in lots of different places on our website, and we've listed them here so you can find them easily. For some resources, we have provided additional notes and guidance to help you structure a lesson or activity.



Contents

| | |
|--------------------------------------|----|
| On our website | 3 |
| Schools resource packs | 4 |
| Virtual exhibitions | 11 |
| Other resources and activities | 14 |
| Apollo Project | 18 |
| Contact us | 19 |



On our website



- Our [Explore and Learn](#) section has loads of interesting articles including bite-sized guides, in-depth looks at the collection, and peeks behind the scenes.
- Listen to [Audio Guides](#) of key works on display.
- [Through a Lens](#): self-guided tours of the collection.
- [Mindfulness & Art](#): a series of paintings from the collection with prompt questions to help you to slow down and reflect. Why not use with your class at the beginning of the day to help them connect and focus?
- [In Focus](#): a series linking works from our collection with key art historical, theoretical or philosophical texts. Aimed at third level students, but could be shared with LC groups or used for your own CPD.
- You can search our [online collection](#) or browse our [collection highlights](#)
- Watch videos of inspirational speakers from our [Creative Careers Day](#)
- We have a vast array of resources from our [Library & Archives](#)
- Listen in depth to our fascinating [Podcasts](#)
- Find out more about some of our [Conservation projects](#)
- Watch curator talks and more on our [YouTube](#) channel
- Follow the Gallery on [Twitter](#), [Instagram](#) and [Facebook](#)
- Sign up to the Teachers & Schools [email newsletter](#) to be regularly updated with new ideas and resources

Schools resource packs



Visual Resources



What's in the resource?

- Graphic resources exploring the life and work of key artists
- Designed for visual learners
- Embedded in each resource is the link memory technique. Each panel is connected to the next using a variety of methods: visual similarity, colour, shape and idea association for easier recall

How do I use it?

Use for introducing or revising the work of Piet Mondrian and Jack B. Yeats.

Curriculum links

Junior Cycle: Visual Art

Leaving Certificate: Art

Leaving Certificate Applied: Arts Education

Link to resource:

[English version](#)

Who is it for?

Aimed primarily at Leaving Cert art students who are visual learners, can also be used and enjoyed by other ages and levels



Medium, Materiality & Magic: Photography at the Gallery

What's in the resource?

- A brief history of photography, with lots of links to interesting videos
- Research activities
- Hi-res images of five key works from the Gallery's collection, with key information and activity ideas
- A glossary of key terms
- Hints and tips for creating your own photographs (you can use a camera or your phone!)

Who is it for?

Primary & Post-Primary

How do I use it?

This is a very rich resource with lots of ideas for activities that you can pick and mix, or use to set a larger project

Curriculum links

Primary: Visual Arts; Cross-curricular links with History, Geography, Science, Language & Literacy, SESE, SPHE.

Junior Cycle: Visual Art

Leaving Certificate: Art; Cross-curricular links with History, Geography, Physics and Chemistry

Leaving Certificate Applied: English and Communication, Arts Education

Link to resource:

[English version](#)

[Irish version](#)



Understanding an Exhibition

What's in the resource?

Prompt questions and activities to guide you through a visit to an exhibition. Information on key aspects of exhibitions, including the hang, interpretation and education programmes.

Who is it for?

Students preparing for the gallery question of the Leaving Certificate Art History and Appreciation Exam.

How do I use it?

Whilst this has been designed to accompany a self-guided visit to a Gallery, there are some activities you can still do at school (see pages 7, 12, 14 & 15). You could think back to a previous gallery or exhibition you have visited and use these questions as a revision tool. Or you could go on a [virtual museum tour](#).

Curriculum links

Leaving Certificate: Art

Link to resource:

[English version](#)

[Irish version](#)





What is a Portrait?

What's in the resource?

- An introduction to portraiture
- Hi-res images of 11 key works from the Gallery's collection, with key information and activity ideas
- Discussion questions

Who is it for?

Primary & Post-Primary

How do I use it?

This is a very rich resource with lots of ideas for activities that you can pick and mix, or use to set a larger project.

Curriculum links

Primary: Visual Arts \ Drawing \ Paint & Colour \ Looking & Responding \ Potential to work across all six strands of the Visual Arts Curriculum
Cross-curricular links with history, language & literacy

Junior Cycle: Visual Art \ Critical and visual language \ 1.1, 1.2, 1.3 Visual culture and appreciation \ 1.7, 1.8, 1.9 Art elements and design principles \ 1.10 Media \ 1.13

Leaving Certificate: Art History and Appreciation of Art \ Irish Art



Link to resource:

[English version](#)

[Irish version](#)



Exploring the Renaissance

What's in the resource?

Animated introduction to the Italian Renaissance

Who is it for?

Aimed at Primary level, but is a useful introduction/revision tool for all ages and stages.

How do I use it?

Watch, learn & enjoy! You could use this to introduce the topic, and then use some of the Gallery's other activity ideas to continue your lesson.

Curriculum links

Primary: History \ 5th-6th Class \ Strand: Eras of Change and Conflict \ Strand Unit: The Renaissance; Art \ Looking and Responding
Junior Cycle: Visual Art \ Visual culture and appreciation

Leaving Certificate: Art History and Appreciation of Art \ European Art

Link to resource:

<https://www.nationalgallery.ie/explore-and-learn/explore-renaissance-cozimo>



Resources for past exhibitions

What's in the resource?

Teachers' notes and resources for past exhibitions, including:

- Bauhaus 100: The Print Portfolios
- Sorolla: Spanish Master of Light
- Curious Creatures: Frans Post and Brazil
- Perspectives: World War I stories from the National Gallery of Ireland
- Leaving Certificate Resource Packs: Canaletto and the Art of Venice (resources section from p.9 onwards will be most useful)
- Emil Nolde: Colour is Life (resources section from p.10 onwards will be most useful)
- Roderic O'Connor and the Moderns (resources section from p.10 onwards will be most useful)

Who is it for?

Varies - Primary & Post-Primary

How do I use it?


Some of this information won't be relevant, however if you go to the 'before your visit' and 'after your visit' sections you will find lots of activity ideas. Leaving Certificate resource packs can be used as revision tools for Irish & European art history

Link to resources:

<https://www.nationalgallery.ie/what-we-do/education-department/schools/resources-schools-acmhainni-do-scoileanna/secondary-0>



Virtual exhibitions



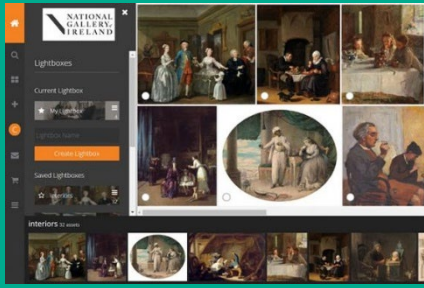
What's in the resource?

Digital exhibitions allow us to visit museums and galleries across the world from the comfort of our own homes or the classroom. Some, like the [Gallery's virtual tours](#), attempt to replicate the experience of physically visiting the Gallery. We can navigate through the rooms, see where paintings are placed on walls, and experience the architecture of the building. Others, like [Drawn from Nature](#), present a selection of digital images alongside text written by a curator.

How do I use it?

If you are unable to take your class on a visit to a Gallery, then you could set up a virtual tour in your classroom.

- **Make it interactive** - use look and respond questions & pair with other resources such as audio guides to aid your students in exploring the gallery.
- **Set a treasure hunt** - have students explore in pairs or small groups. Give them three things to find. These could be general items like 'a hat' or 'something blue', or more specific 'a painting by Joshua Reynolds'. They could then use the Gallery website to research their artworks and present to the class.
- **Discuss the architecture of the galleries** - how does visiting a virtual exhibition compare with going to a gallery in real life?



Create Your Own Lightbox Exhibition

What's in the resource?

A step-by-step guide to creating a simple digital exhibition using the lightbox tool on the [National Gallery of Ireland Images website](https://www.nationalgallery.ie/).

Who is it for?

Post-Primary

How do I use it?

- This activity can be used to help students prepare for the exhibition question of the Leaving Certificate art history and appreciation exam. You might want to set students a theme to work from and ask them to give a presentation explaining their curatorial decisions.

- It can also be used to help students explore the Visual Studies curriculum, by allowing them to juxtapose artworks, create connections and examine similarities and differences.
- This process can be done in a low-tech way in the classroom. Give students a selection of postcards or printed images and have them create an exhibition in groups.
- For younger children, or for a homework activity, you can set students a challenge of selecting and displaying household objects and taking a photo of their finished exhibition



Link to resource:

<https://www.nationalgallery.ie/what-we-do/education-department/schools/resources-schools-acmhainni-do-scoileanna/activity-schools>



Bartolomé Esteban Murillo (1617-1682),
The Departure of the Prodigal Son,
1660s. Photo © National Gallery of
Ireland

Murillo: The Prodigal Son Restored Virtual Exhibition

What's in the resource?

Prompt questions and activities to guide students through a visit to the virtual exhibition, *Murillo: The Prodigal Son Restored*. Information on key aspects of exhibitions, including the hang, interpretation and the advantages and disadvantages of virtual exhibitions.

Who is it for?

Students preparing for the gallery question of the Leaving Certificate Art History and Appreciation Exam.

How do I use it?

Could be used as a group activity in class, or assigned as homework.

Curriculum links



Leaving Certificate: Art

Link to resource:

[English version](#)

[Irish version](#)

Other resources and activities





Colouring the Collection

What is the resource?

Colouring sheets of key works from the collection.

Who is it for and how do I use it?

- A colouring activity for younger children - begin with looking and responding questions and then explore colour. Replicate the colours in the paintings, or encourage students to use their imaginations!
- A mindfulness activity for all ages.
- A sketching demonstration for LC students - some teachers have used these resources to show students how to use sketches in their LC exams.

Link to resource:

<https://www.nationalgallery.ie/explore-and-learn/colouring-collection>



The Wonder of Weeds

What's in the resource?

Discover the mysterious and surprising qualities of plants that emerge from crumbling buildings, walls, cracks in pavements and the edges of gardens. Field investigation activity with notes and pictures for identifying common weeds.

Curriculum links

Primary

Visual art: Drawing

Geography: A sense of place and space;
Geographical investigation skills: Observing;
Recording & Communicating;
Human environments: Living in the local community;
Natural environments: The local natural environment;

Environmental awareness and care: Caring for my locality; Environmental awareness; Caring for the environment

Science: Working scientifically: Observing;
Recording & Communicating;
Living Things: Plants & Animals

Junior Cycle


Visual art: Drawing

Science: Biological world

Systems and interactions: Conduct a habitat study; research and investigate the adaptation, competition and interdependence of organisms within specific habitats and communities.
Sustainability: Evaluate how humans can successfully conserve ecological biodiversity and contribute to global food production; appreciate the benefits that people obtain from ecosystems.

Link to resource:

<https://www.nationalgallery.ie/art-and-artists/exhibitions/drawn-nature-irish-botanical-art/wonder-weedss>



Shapes & Spatial Relations

What is the resource?

Step by step drawing activity. Students will be enabled to use their observational skills and explore spatial relations, forms and negative spaces.

Who is it for?

Post-Primary

How do I use it?

As a drawing activity at school, or for homework.

Link to resource:

<https://www.nationalgallery.ie/drawing-activity-shapes-and-spatial-relations>

Curriculum links

Junior Cycle Visual Art: Drawing; Art Elements and Design Principles

Leaving Certificate Art



Apollo Project

Apollo Project is a new way to experience the Gallery, designed by young people for young people!

Connect with artists, designers, makers and creatives at our monthly events. Hear about their journeys and careers, and learn new skills. Network, ask questions, and be inspired to make art and creativity part of your life.

Creativity, education and wellbeing are at the heart of Apollo Project, with an emphasis on collaborating and partnering with young people to co-create vibrant and fun experiences in the Gallery.

Follow us on Instagram [@apolloprojectirl](https://www.instagram.com/apolloprojectirl)



Link to resource:

<https://www.nationalgallery.ie/wh-at-we-do/education-department/apollo-project>

Masterclass with Nick Roche

Comic-book artist Nick Roche shares tips on storyboarding by examining six paintings by Murillo which feature in our exhibition *Murillo: The Prodigal Son Restored*.

Artistic License Activity

Even when artists are inspired by real-life events, they will often use artistic licence to make their depictions of the events more interesting or beautiful, or relevant to a contemporary audience. They might relocate the story to a different geographic location, or even to a different time.

Contact us

Sign up to the Teachers & Schools [email newsletter](#) to be regularly updated with new ideas and resources.

Catherine O'Donnell

Education Officer

With responsibility for Teachers, Schools & Youth

T: +353 (0) 1 663 3579

E: codonnell@ngi.ie

