

A Social Guide

A trip to the National Gallery of Ireland in 2021

Introduction

We are going on a trip to the National Gallery of Ireland, a peaceful museum full of beautiful artwork, located in Dublin city centre. In this story, we'll learn about how to enter the Gallery, meet some of the people who work there, and find out about what we can expect to see during our visit.



Some small changes have been made to help keep us safe because of COVID-19. We will tell you about the changes in this guide. Everything else is as it usually is.

Entering the National Gallery of Ireland

We will wear **face coverings** during our visit, unless we are aged 13 or under, or have an exemption. [Read more about face covering guidelines.](#)



There is a one-way route through the Gallery, so we must enter through the **Merrion Square door** and exit through the Clare Street door.

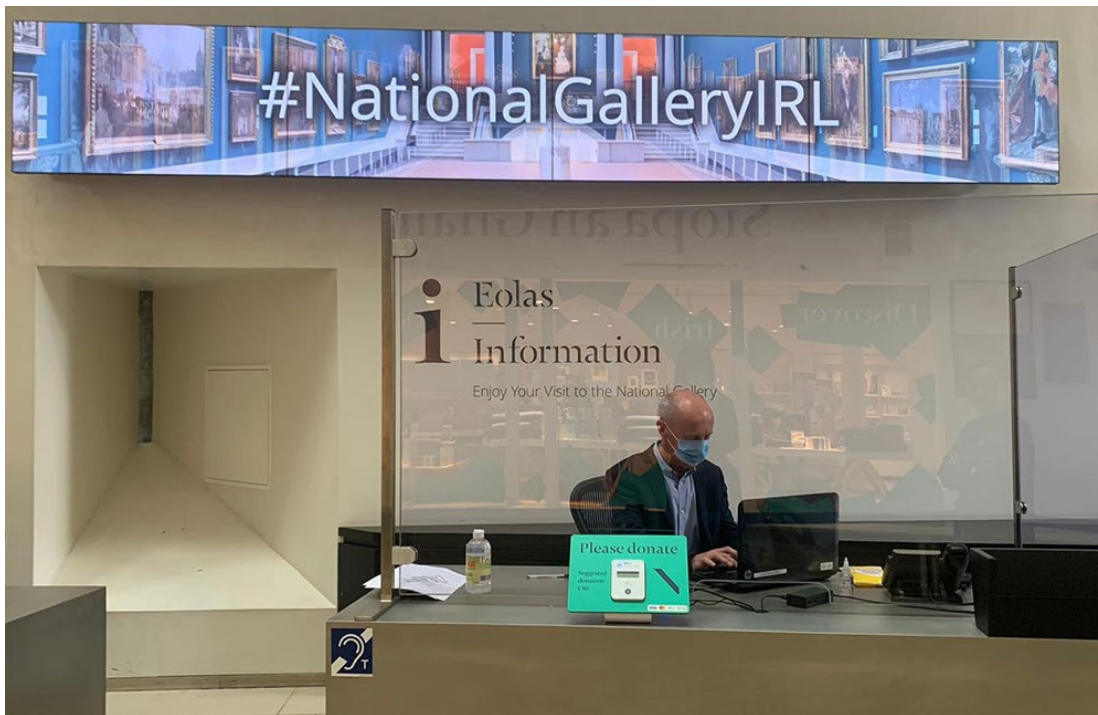


We will use the **hand sanitiser** just inside the door. Hand sanitiser is also available at other points throughout the Gallery.

We might have to queue to enter the Gallery. The helpful staff will let us know, and they will answer our questions.

We will follow **social distancing guidelines** and stay two metres away from people who aren't in our family. There will be signs around the Gallery to remind us.

The information desk



When we enter the Gallery, we will see an **information desk**. It might be crowded and noisy in this space, and sometimes we will have to wait a while before speaking to a member of staff. The Gallery staff will welcome us, and can help us by giving us directions and information about the art that we can see in the galleries. This is where we will show the staff our general admission ticket.

The cloakroom


The **cloakroom is closed** for now, so we will leave our large bags at home and we will carry our coats when we are in the Gallery.

The toilets



We might have to queue up before entering the toilets. There will be **signs outside the toilets** to let us know when we can go in.

Getting around the Gallery



To help keep everyone safe, there is a **one-way system** through the Gallery, marked with yellow arrows. We will **follow the yellow arrows** on the floor as we walk through the Gallery.

We might have to queue to enter a room because only a few people are allowed in each room at the same time. Gallery staff will let us know if we have to wait, and when it is safe to enter a room.

In the galleries




When we go into the rooms where the paintings are hanging, there are a few important things to remember. We will **walk slowly** and not run in case we fall and hurt ourselves. We **will not touch the artwork** because they are very fragile and easy to damage.



In some of the rooms, we will see large **information labels** with pink and green stripes. We can read these labels to learn more about the paintings.

Audio guides



We cannot borrow audio guides at the moment. But, we can use our own smartphone and headphones to listen to audio tracks about the collection. [We can find all of the available audio tracks on the Gallery's website.](#) This is a great way to learn about the collection.

Gallery staff



There are lots of friendly and welcoming people in the Gallery who can help us. When we have questions, we can ask a room attendant or the person at the information desk. If we can't find our family or friends, we should look for a room attendant. They will help us find our family or friends at the Gallery if we tell them we need help.

Leaving the Gallery



When we are ready to leave the Gallery, we can exit through the **Clare Street door**.

National Gallery at Home

The Creative Space is not open for now, but we can try out the Gallery's online workshops and activities at home. [We can find lots of activities on the Gallery's website.](#)